

SHARP

Be Original.

LIFESTYLE AWAKENED

JAPAN QUALITY



2021 WASHERS LINEUP

SHARP Pro-Flex

LIFESTYLE AWAKENED



J-TECH INVERTER

Specifications & features referring to model FW105D7PS



Plasmacluster Ion Technology

Sharp's exclusive patented Plasmacluster Ion Technology effectively remove bacteria and odor. Plasmacluster feature not only clean your laundry but remove bacteria and odor for items that cannot be washed with water and keep your drum clean.

STEP 1


Ions are dispersed into the air. Positive and negative ions are created using water vapor in the air.

STEP 2

Ions actively attach to and break down pollutants. The ions neutralize their charge by pulling apart airborne pollutants, thereby reducing the pollutants in the air.


STEP 3

Ions return to the air as invisible water vapor.



J-TECH INVERTER

J-Tech inverter motors and its front loading layout greatly reduce energy consumption by 47%* while increasing energy efficiency for better savings and help to reduce global warming.



Water Saving

Sharp front load washing machine use less amount of water compared with conventional washing machine. It greatly reducing water consumption while increasing the lifespan of clothes.



High Temperature Washing

For a more intuitive experience, you can select variety of setting based on your laundry needs. It also comes with clear indication for special function like Plasmacluster Ion, Steam and Scent and many more.




Steam Function

Its unique steam function safely penetrate fabric to removes dirt and stains as well as 99.9% of allergens.



Dry Airwash

Eliminate bacteria & deodorizing function by using Plasmacluster ions. Designed for delicate clothings / soft toy / items that cannot be cleaned by detergent or tumble action damage.



Clean Design

The all-round sleek design with knob-less display giving you a truly clean feeling with a touch of elegance.



Add Laundry

With Add Laundry function, be empowered with the option to stop program during wash or rinse cycle to add your extra clothes.

Front Load Washer Dryer



ES-FW105D7PS

10.5kg Wash / 7kg Dry
WxHxD: 598x850x680mm

Now: \$1,499

U.P: \$1,679

- J-Tech Inverter
- Plasmacluster Ions
- Steam Care
- Intuitive Control Panel
- 15 Programs



ES-VD900

9kg Wash / 6kg Dryer
WxHxD: 597x845x582mm

Now: \$1,099

U.P: \$1,199

- Ecologic System
- Touch Sensor Panel
- LCD Full Graphic Panel
- Foam Protection
- Solenoid Door Lock
- 15 Programs
- Wide Opening Door



Premium Front Load



ES-FW105SG

10.5kg Front Load Washer
WxHxD: 598x850x680mm

Now: \$1,299

U.P: \$1,599

- J-Tech Inverter
- Steam Care
- Guided Control Panel
- 10 Programs



ES-FW85SG

8.5kg Front Load Washer
WxHxD: 598x850x560mm

Now: \$799

U.P: \$999

- J-Tech Inverter
- Steam Care
- Guided Control Panel
- 10 Programs



ES-FW70EW

7kg Front Load Washer
WxHxD: 598x850x510mm

Now: \$699

U.P: \$899

- J-Tech Inverter
- Steam Care
- Guided Control Panel
- 10 Programs



STEAM CARE
99.9% Of Allergen And Germ Removal



J-TECH INVERTER
*47% Energy Saving

*Test results are based on internal testing only.

Basic Front Load



ES-FL78MS

7kg Front Load Washer
WxHxD: 597x845x527mm

Now: \$499

U.P: \$539

- Ecologic System
- Overflow Protection
- 15 Programs
- Child Lock
- Wash Cycle Indicator



ES-HFH014AW3

10kg Front Load Washer
WxHxD: 597x845x582mm

Now: \$1,099

U.P: \$1,199

ES-HFH914AW3

9kg Front Load Washer
WxHxD: 597x845x582mm

Now: \$999

U.P: \$1,079

ES-HFH814AW3

8kg Front Load Washer
WxHxD: 597x845x557mm

Now: \$879

U.P: \$959

- 20% Water Saving with Inverter Motor
- Wave Cabinet for Stability
- 15 Programs
- Lower Vibration and Noise
- 47cm Big Door with PC Cover




NO-HOLES TUB



Ordinary Tub With Holes

- Mold on Clothes
- Wastes Water
- Rough On Clothes



Sharp's No-Holes Tub

- Better Hygiene
- Saves Water
- Gentler On Clothes



NO-HOLES TUB

No mould, dirt & hygienic



Add Laundry

Available for 9.5kg only



Gentle

Less damage to fabric



Save Water

Water saving



J-TECH INVERTER



Top Load No-Holes Tub



ES-W105TWXT-SA

10.5kg No-Holes Tub Top Load Washer
WxHxD: 530x986x585mm

Now: \$799
U.P.: \$899

COMING SOON

ES-W95TWXT-SA

9.5kg No-Holes Tub Top Load Washer
WxHxD: 530x986x585mm

Now: \$679
U.P.: \$719

ES-W85TWXT-SA

8.5kg No-Holes Tub Top Load Washer
WxHxD: 530x956x585mm

Now: \$629
U.P.: \$659

- J-TECH Inverter
- No-Holes Tub Technology
- Gentle to Fabric

- Tempered Glass Door
- Auto Tub Clean Function

Top Load Essential



ESX156

15kg Top Load Washer
WxHxD: 650x1040x670mm

Now: \$749
U.P.: \$839

- Intelligent Waterfall System
- Stainless Steel Tub
- Auto Start
- Safety Lock
- Equal Wash and Less Tangle

Top Load Direct Drive Inverter



ES-F120G

12kg Top Load Washer
WxHxD: 600x970x622mm

Now: \$749
U.P.: \$849

ES-F100G

10kg Top Load Washer
WxHxD: 600x970x622mm

Now: \$649
U.P.: \$749

- Soft-Close Tempered Glass Lid
- Inverter Motor
- Stainless Steel Tub
- Glass Touch Panel
- 10 Programs



ES-G90G

9kg Top Load Washer
WxHxD: 580x950x587mm

Now: \$499
U.P.: \$599

ES-G80G

8kg Top Load Washer
WxHxD: 560x944x585mm

Now: \$449
U.P.: \$549

ES-G70G

7kg Top Load Washer
WxHxD: 547x920x563mm

Now: \$399
U.P.: \$449

- Soft-close Tempered Glass Lid
- Large LED Display
- Child Lock
- Dual Filter (Lint and Magic Filter)
- Tub Cleaning
- 10 Programs